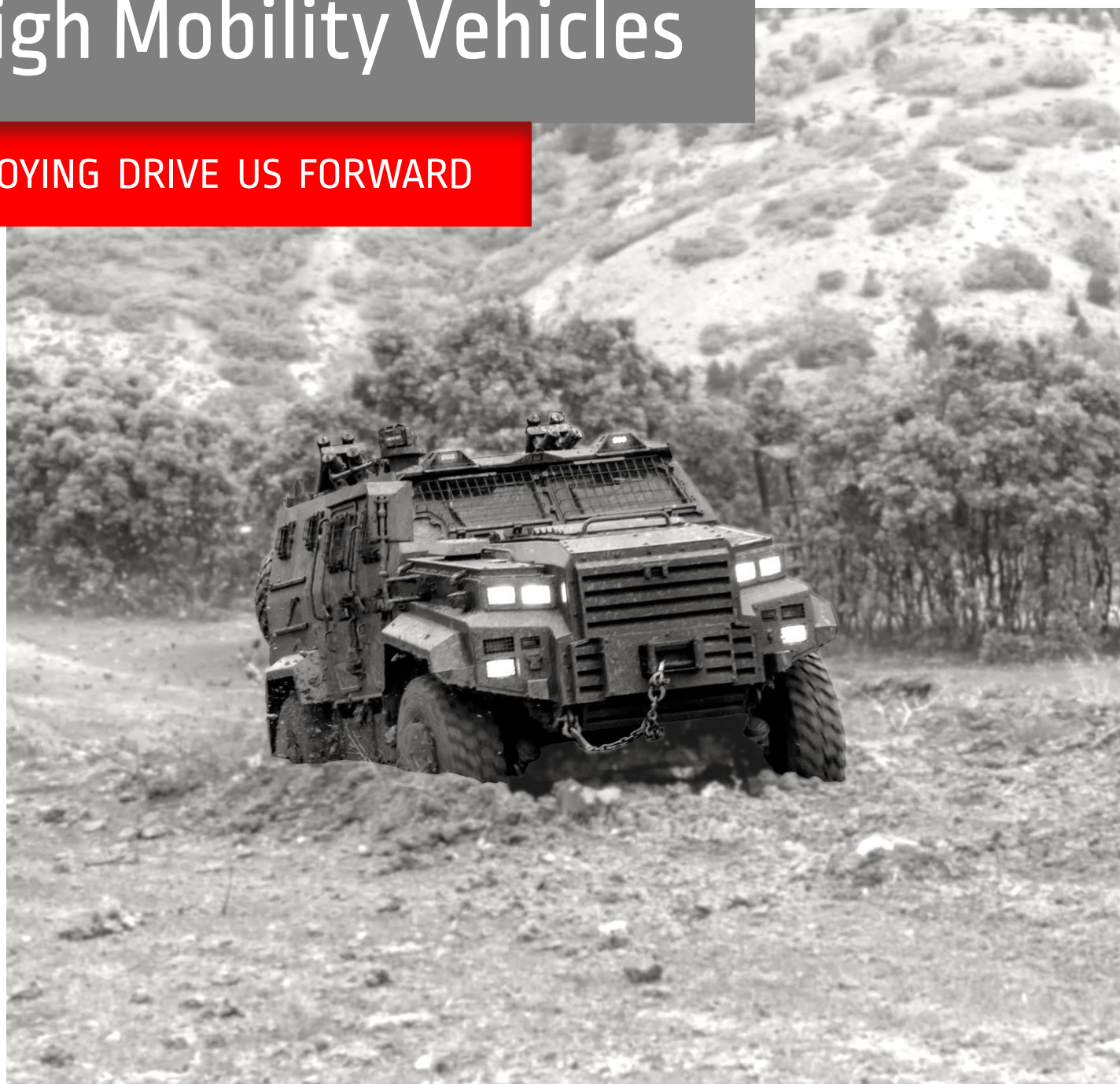




**Advanced
Design
Solution**

Driveline Systems for High Mobility Vehicles

ENJOYING DRIVE US FORWARD




Introduction

Advanced Design Solution is the leading company in the field of driveline systems for high mobility vehicles. The ADS product line is very well known and has been used by many vehicle OEM through the Europe, Asia and the Middle East.

ADS proposes comprehensive range of products for defence market bringing proven driveline solution and best in class performance. ADS gets the advantage of quick turnaround on technical queries, in depth knowledge and in-house manufacturing, effective team - quick decision, global exposure, long term warranties, short leadtime on standard products.

Customers can select from ADS standard serial products with modular design and many options availability, modified standard products or newly designed projects according to specific requirements.

Advanced Design Solution makes products with sophisticated design, high function parameters and clean styling.



Independent Suspension Axles Overview



Driveline Systems

Advanced Design Solution offers Driveline Systems with independent suspension axles and various transfer case models for complete range of high mobility vehicles:

From **4x4** to **12x12**

From **2,000 kg/axle** to **13,000 kg/axle**


From **200 HP** to **800 HP**

OEMs can rely on ADS long term experience with 3500 driveline systems in service of worldwide accomplished end users and customers.

ADS engineering team is prepared to design driveline systems for a specific vehicle giving outstanding parameters and unique features, such as low weight, low chassis profile and center of gravity position, high ground clearance or easy component replacement.




6x6 driveline system, AX60, GVW 18tonnes
engine power 350 HP




8x8 driveline system, AX95, GVW up to 50tonnes
engine power 800 HP



6x6 driveline system, AX80, GVW 28tonnes



4x4 driveline system, AX60LP, GVW 14tonnes



8x8 driveline system, AX75, GVW 30tonnes


Independent Suspension Axles

Independent Suspension Axles are principal component of driveline system for high mobility vehicle. The comprehensive product range is covered by 5 main product lines AX40, AX60/AX60LP, AX55/AX75, AX80/90 and AX95, suitable for full range starting from light rapid vehicles up to heavy APC or MRAP vehicles.

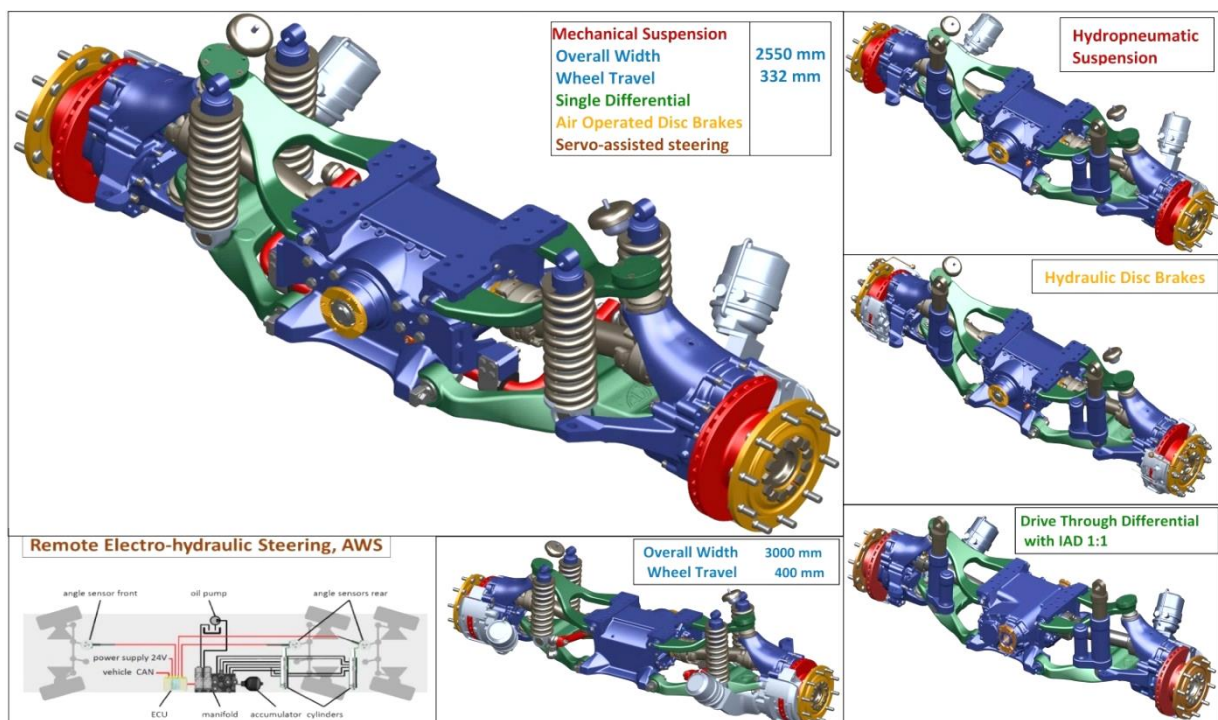
ADS Independent Suspension Axles are known for its clean design, excellent ground clearance, low weight, outstanding heat resistance in warm, desert conditions and high mechanical efficiency. All Independent Suspension Axles have CTIS option as standard, high capacity axle and interaxle differentials with 100% mechanical lock, Anti-Roll Bar as standard or option, and powerful disc brakes with ABS option. The modular design gives OEMs advantage of easy installation into the vehicle structure and quick replacement.

The latest innovative Product lines offer increased weight capacity, various steering configuration and low installation height (measured from wheel center to mounting flange) keeping best-in-class ground clearance. We call this Product family LOW PROFILE INDEPENDENT SUSPENSION AXLES. It brings OEM's and customers best possible combination of ground clearance, performance and protection while maximizing internal space even in a low vehicle profile.


Design Example of AX 80 Low Profile Independent Suspension Axle



Product Options for AX80 Low Profile Independent Suspension Axle



Design Example of AX 75 Low Profile Independent Suspension Axle with integrated steering system, short and compact solution




Design Example of AX 95 Low Profile Independent Suspension Axle Drive through differential with IAD 1:1, integrated parking brake
Hydropneumatic suspension option, extended track width



LOW PROFILE INDEPENDENT AXLES OVERVIEW

Model	AX40	AX60 / AX60LP	AX55 / AX75	AX80 / AX90	AX95
Visual					
Weight Capacity	2.000 - 4.000 kg	3.500 - 7.000 kg	3.500 - 6.500 / 8.000 kg	7.000 - 11.000 kg	7.000 - 13.000 kg
Overall Ratio	1,69	4.87, 3.83	5.52, 6.28 / 6,76	4.5 - 6.06	6.0 - 7.5
Wheel End	DIRECT DRIVE	PORTAL	PLANETARY	PORTAL	PLANETARY
Wheel Rim	16", 16.5"	20"	20"	20"	20"
Ground Clearance	370 mm [325 / 85 R16]	455 mm [365 / 80 R20]	425 mm [395 / 85 R20]	530 mm [16.00 R20]	485 mm [16.00 R20]
Installation Height	205 mm	240 mm	220 mm	242 mm	220 mm
Suspension	MECHANICAL	MECH./ HYDROPNEU.	MECH. / HYDROPNEU.	MECH. / HYDROPNEU.	MECH. / HYDROPNEU.
Disc Brakes	HYDRAULIC	HYDRAULIC	PNEUMATIC / HYDRAULIC	PNEUMATIC / HYDRAULIC	PNEUMATIC / HYDRAULIC
ABS Ready	YES	YES	YES	YES	YES
Differential Locks	OPTION	STANDARD	STANDARD	STANDARD	STANDARD
CTIS	OPTION	STANDARD	STANDARD	STANDARD	STANDARD
Anti - Roll Bar	OPTION	STANDARD	OPTION	OPTION	OPTION
Drive Through Diff.	ON REQUEST	AVAILABLE	AVAILABLE	ON REQUEST	AVAILABLE
Weight (typical)	390 kg	580 kg (without subframe)	550 / 640 kg (without subf.)	850 kg	960 kg


AX40




Technical Data

Static Axle Load, Front/Rear	3 500 kg / 4000 kg
Axle Differential Ratio	1,69
Overall Ratio	1,69
Maximum Input Torque	9 000 Nm
Maximum Input Speed	2 400 RPM
Suspension	Coil Spring
Damping	Hydraulic Damper
Total Wheel Travel	220 mm
Maximum Wheel Angle Inside / Outside	37,0° / 29,5°
Differential Oil Capacity	3,30 l
Wheel Gear Oil Capacity	0,60 l
Oil Specification	SAE 75W-90, Multi-Purpose Gear Oil, API-GL-5 or MIL-L-2105C or CD
Max. Working Differential Temperature	120°C
Max. Working Temperature of Wheel Gear	100°C
Brake	Hydraulic Brakes Knott 2x calipers 4x44, Ventilated Disc Ø325
Tire recommended	325 / 85 R16
Rim size	16", 16.5"
Wheel mount inches(mm)	Hub piloted 8 Stud – 10.83 BC (275)
Weight, Front/Rear	400 kg / 386 kg

Transfer Case TCP500 suitable for AX40



AX60 / AX60LP [Low Profile]



Technical Data

Static Axle Load, Front/Rear	6 000 kg / 6500 kg (7000kg)
Axle Differential Ratio	1,69
Wheel Gear Ratio	2,88 [2,26]
Overall Ratio	4,87 [3,83]
Maximum Input Torque	8 500 Nm
Maximum Input Speed	3 600 RPM
Suspension	Coil Spring
Damping	Hydraulic Damper
Total Wheel Travel	300mm
Maximum Wheel Angle Inside / Outside	37,0° / 29,5°
Differential Oil Capacity	2,80 l
Wheel Gear Oil Capacity	0,95 l
Oil Specification	SAE 75W-90, Multi-Purpose Gear Oil, API-GL-5 or MIL-L-2105C or CD
Max. Working Differential Temperature	120°C
Max. Working Temperature of Wheel Gear	100°C
Brake	Hydraulic Brakes Knott 2x calipers 4x60, Ventilated Disc ϕ 405mm
Tire	335 / 80 R20, 365 / 80 R20
Wheel Mount	20" 8-Bolt - Stud Piloted, 275mm [10,83"]
Weight Front/Rear	775 kg / 692 kg incl. subframes and steering subframe 610 kg / 582 kg without subframes

Options

Suspension	Hydropneumatic
Differential	Drive through differential with IAD 1:1
AWS	Remote electro-hydraulic steering

AX75



Technical Data

Static Axle Load, Front/Rear	7 500 kg / 8 000 kg
Axle Differential Ratio	1,69 [1,75]
Wheel Gear Ratio	4,0
Overall Ratio	6,76 [7,0]
Maximum Input Torque	8 500 Nm
Maximum Input Speed	3 600 RPM
Suspension	Coil Spring
Damping	Hydraulic Damper
Total Wheel Travel	330mm [400mm]
Maximum Wheel Angle Inside / Outside	37,0° / 29,5°
Differential Oil Capacity	2,80 l
Wheel Gear Oil Capacity	0,65 l
Oil Specification	SAE 75W-90, Multi-Purpose Gear Oil, API-GL-5 or MIL-L-2105C or CD
Max. Working Differential Temperature	120°C
Max. Working Temperature Wheel Hub	120°C
Brake	Disc Brakes Hydraulic / Pneumatic Ventilated Disc ϕ 430
Tire	395 / 85 R20, 365 / 80 R20
Wheel Mount	20" 8-Bolt - Hub Piloted, 275 mm [10,83"], Option: 20" 10-Bolt - Hub Piloted, 335 mm [13,19"]
Axle Mounting	From bottom or top side
Weight Front / Rear	740 Kg / 740 Kg including subframe 640 Kg / 640 Kg without subframe

Options

Suspension	Hydropneumatic
Differential	Drive through differential with IAD 1:1
AWS	Remote electro-hydraulic steering

AX80 / AX90




AX80 with Hydropneumatic Suspension



AX80 with Mechanical Suspension

Technical Data

Static Axle Load – Front	up to 10 000 kg
Static Axle Load – Rear	up to 11 500 kg
Axle Differential Ratio	1,75 ÷ 2,36
Wheel Gear Ratio	2,57
Overall Ratio	4,5 ÷ 6,06
Maximum Input Torque	12 000 Nm
Maximum Input Speed	3 000 RPM
Suspension	Coil Spring / Hydropneumatic
Damping	Hydraulic Damper
Total wheel travel	330 ÷ 400 mm
Maximum Wheel Angle Inside / Outside	35° / 29,5°
Differential Oil Capacity	9,0 l
Oil Capacity	1,4 l
Oil Specification	SAE 75W-90, Multi-Purpose Gear Oil, API-GL-5 or MIL-L-2105C or CD
Max. Working Differential Temperature	120°C
Max. Working Temperature of Wheel Gear	100°C
Brake	Disc Brakes Hydraulic / Pneumatic Ventilated Disc ϕ 410
Tire	from 365 / 85 R20 to 16.00 R20
Wheel Mount	20" 10-Bolt - Hub Piloted, 335 mm (13,19")
Weight Front / Rear	Front Axle 900 kg, Rear Axle 870 kg, Drive Through Axle 960 kg



Technical Data

Static Axle Load – Front	up to 12 000 kg
Static Axle Load – Rear	up to 13 000 kg
Axle Differential Ratio	1,75
Wheel Gear Ratio	4,0
Overall Ratio	7,0
Maximum Input Torque	12 000 Nm
Maximum Input Speed	3 000 RPM
Suspension	Hydro-Pneumatic / Mechanical
Total wheel travel	up to 450 mm
Maximum Wheel Angle Inside / Outside	35° / 29,5°
Differential Oil Capacity	9,0 l
Oil Capacity	1,3 l
Oil Specification	SAE 75W-90, Multi-Purpose Gear Oil, API-GL-5 or MIL-L-2105C or CD
Max. Working Differential Temperature	120°C
Max. Working Temperature of Wheel Gear	100°C
Brake	Pneumatic Brakes Knorr, Ventilated Disc ϕ 432 mm
Tire	16.00 R20
Wheel Mount	20" 10-Bolt - Hub Piloted, 335 mm [13,19"]
Weight Front / Rear	Front Axle 950 kg, Rear Axle 920 kg, Drive Through Axle 1010 kg

Transfer Cases and Special Gearboxes

ADS offers a complete product range of transfer cases for maximum input torque from 5.000 Nm to 26.000 Nm. The complete product line contains 2 main groups:

1. Standard transfer cases: TC820, TCA850, TCA852, TC1600, TC2600 – are mostly in vertical arrangement having modular concept with many options like split torque differential, parking brake, PTO, emergency steering pump, direct mount provision for Allison transmissions and others.
2. Special transfer case: TCP500, TC1000, TC1012, TC2000, TC2001, TC2004, TC2100 – are designed according to requirements of specific projects mainly space conditions.

The significant advantages of ADS transfer case are compact and low dimensions, high efficiency and low noise level as product of company engineering knowledge and best gearing technology by Reishauer and Gleason.




Transfer Case TC 1600

Transfer Case	TCP 500	TC 820	TCA 850	TCA 852	TC 1012	TC 1000
Input Torque Max. [Nm]	5 000	6 500 [8 000]	8 000 [10 000]	8 000 [10 000]	10 000	10 000
Input Speed Max. [RPM]	4 000	4 000	4 000	4 000	3 600	4 000
High Gear / Low Gear Ratio	3,64 / 7,50	1,24 / 2,80	1,10 / 1,94	1,10 / 1,94	1,11 / 1,94	1,11 / 1,94
Differential	1:1	1:2	1:2	1:2	1:2	1:1 / 1:2
Total Offset Distance [mm]	302.7	350	321.7	321.7	321.7	298.2
Weight [kg]	128	113	115	113	125	162

Transfer Case	TC 1600	TC 2000	TC 2001	TC 2004	TC 2100	TC 2600
Input Torque Max. [Nm]	16 000	20 000	20 000	20 000	21 000	26 000
Input Speed Max. [RPM]	3 500	2 600	2 600	2 900	3 300	3250 / 2900
High Gear / Low Gear Ratio	1,30 / 2,27	0,87 / 1,69	0,87 / 1,69	0,78 / 1,69	1,194 / 1,926	1,17 [1,03] / 1,87
Differential	1:2	without	without	1:1	1:2,5	1:1 / 1:2,5
Total Offset Distance [mm]	422	495	510 / 15	147,5 / 228	228 / 138	470
Weight [kg]	290 - 410	305	315	292	339	405 - 495

Special Gearboxes	DP 1200	WG 600
Input Torque Max. [Nm]	12 000	5 900
Input Speed Max. [RPM]	3 200	4 500
Gear Ratio	0,893	1,0 / -1,0
Differential	1:1,916	without
Weight [kg]	235	94,5



Reversing gearbox WG600, special bus Cobus


Drop box DP1200, Fennek vehicle

Example References

NIMR AUTOMOTIVE, NIMR AJBAAN and HAFEET, DRIVELINE SYSTEM AX60 4x4 / 6x6



FNSS, PARS 8x8 VEHICLE, DRIVELINE SYSTEM 8x8, CUSTOMIZED




NUROL MAKINA, EJDER YALCIN VEHICLE, DRIVELINE SYSTEM AX80/AX90




KMW, FENNEK VEHICLE, DROP BOX DP1200



COBUS INDUSTRIES, CITY BUS, Reversing Gearbox WG600



KAMAG, Slag Pot Transporter 2700, Transfer Case TC2600



Company Facilities and Key Technologies



Production and Assembly Facilities in Kopřivnice, Czech Republic

CNC milling and turning machines by Mazak



Complete Gear technology by Reishauer and Gleason



Grinding Gear technology by Reishauer and Gleason, CNM and Gear Mesurement



Assembly and Testing



Contacts

Advanced Design Solution s.r.o.



Lubina 462
74221 Kopřivnice
Czech Republic



+420 556 808 037



ads@ads-cz.com



www.ads-cz.com



Notes:



**Advanced
Design
Solution**